

Services to Support Measuring Research **Impact** at UCD Library




Leabharlann UCD
UCD Library

Michelle Dalton

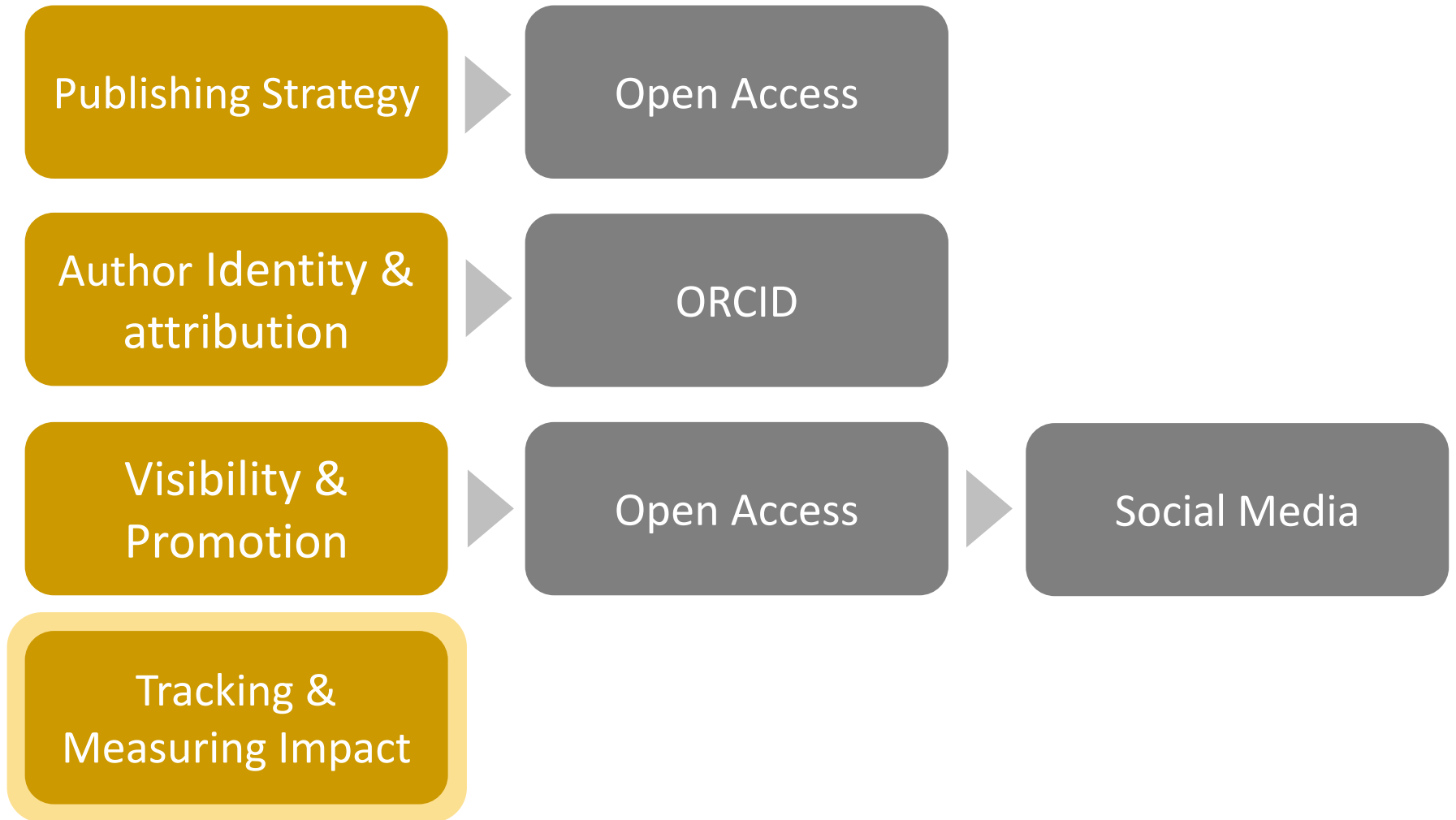
Scholarly Communications Librarian

UCD Library

 @mishdalton

 orcid.org/0000-0001-5551-3565

Research Impact Support



Typical Queries

- How can I increase my research impact?
- How can I demonstrate my research impact for a funding application/promotion etc.?
- How can I track citations to my publications?
- Citations don't represent my impact very well
– what can I do?

Use Cases

- Funding Applications
- Promotion and Recruitment
- Quality Reviews
- Research strategy / Strategic planning
- Identify publication and communication channels that work/don't work in helping achieve your impact goals

Start with your Impact Goals

1. What **type** of impact are you trying to achieve?
2. **Who** will benefit from your research and **how** will they benefit?
3. How can you **measure** this?
4. How can you capture and provide **evidence** of this?

Author and Article Impact

Traditional Bibliometrics

Scopus / SciVal (Groups)

Web of Science

Google Scholar

- Citations / citations per publication
- Benchmark performance within the discipline to give context
- Use alongside other indicators/narrative to provide a fuller picture

SciVal (Scopus data)

SciVal

Overview

Benchmarking

Collaboration

Trends

Report

University College Dublin

UCD

185th (QS) · 201-250 (THE) · 301-400 (ARWU) | Ireland | [More details on this Institution](#)

2014 to 2019 | no subject area filter selected

ASJC

Summary | Topics & Topic Clusters | Collaboration | Published | Viewed | Cited | Authors | Economic Impact | Societal Impact | Awarded Grants

Overall research performance

Scholarly Output

20,035 ▲

[View list of publications](#)

Citation Count

216,394

Pie Chart

Authors

9,455 ▲

Citations per Publication

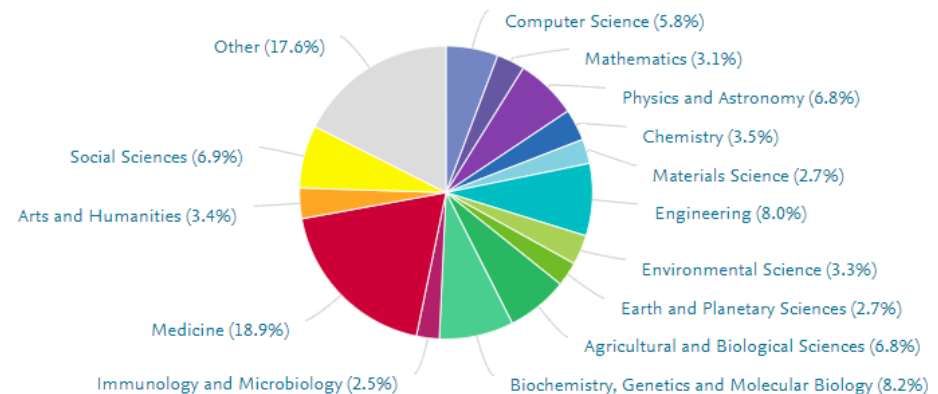
10.8

Field-Weighted Citation Impact

1.72

h5-index

114





Michelle Dalton

FOLLOW

[University College Dublin](#)

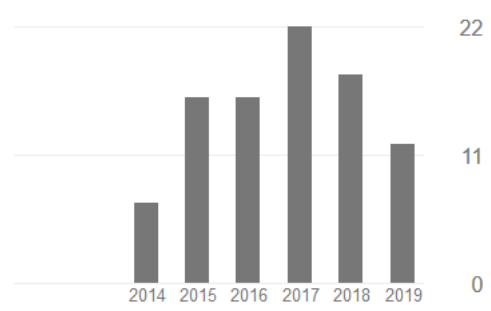
Verified email at ucd.ie

[Bibliometrics](#) [Elearning](#) [Library & Information Science](#) [Information literacy](#)

TITLE	CITED BY	YEAR
Snakes or ladders? Evaluating a LibGuides pilot at UCD Library M Dalton, R Pan The Journal of Academic Librarianship 40 (5), 515-520	26	2014
Developing an evidence-based practice healthcare lens for the SCONUL Seven Pillars of Information Literacy model M Dalton Journal of Information Literacy 7 (1), 30-43	18	2013
A dissemination divide? The factors that influence the journal & Information Studies (LIS) researchers and practitioners M Dalton Library and Information Research 37 (115), 33-57		
"What would I tweet?": exploring new professionals' attitudes professional development M Dalton Journal of Library Innovation 4 (2), 101-110		
Key performance indicators in Irish hospital libraries: develop to support advocacy service delivery		

Cited by

	All	Since 2014
Citations	94	92
h-index	5	5
i10-index	5	5



Co-authors [EDIT](#)

No co-authors

Results [Help](#)

Publication years: 2012-2016

Citation years: 7 (2012-2019)

Papers: 12

Citations: 94

Cites/year: 13.43

Cites/paper: 7.83

Authors/paper: 1.42

h-index: 5

g-index: 9

hI,norm: 5

hI,annual: 0.71

Papers with ACC >= 1,2,5,10,20:
6,4,1,0,0

Google
Scholar
Profiles

Additional
metrics
from
Publish or
Perish

Alternative Metrics

Altmetric.com bookmarklet, Scopus PlumX metrics, Google Analytics for web content etc.

Can provide contextual and qualitative information e.g. who is talking about your research, how they are using it, where they are based etc.

Works well for high “impact” articles to help tell your “impact story” across a range of dimensions

Alternative Metrics

- Downloads
- Books reviews, Opensyllabus.net, WorldCat
- Mentions in Policy Documents
- Media mentions
- Social media mentions
- Inclusion in practitioner materials/resources
- Exhibitions/events, educational use etc.
- Evidence of wider public engagement

Downloads from RR UCD

Welcome to Research Repository UCD

Research Repository UCD is a digital collection of open access scholarly research publications from University College Dublin. Research Repository UCD collects, preserves and makes freely available publications including peer-reviewed articles, working papers and conference papers created by UCD researchers. Where material has already been published it is made available subject to the open-access policies of the original publishers. This service is maintained by UCD Library.



Research Repository UCD / College of Arts and Humanities / School of History / History Research Collection

Challenges to social order and Irish identity? Youth culture in the sixties

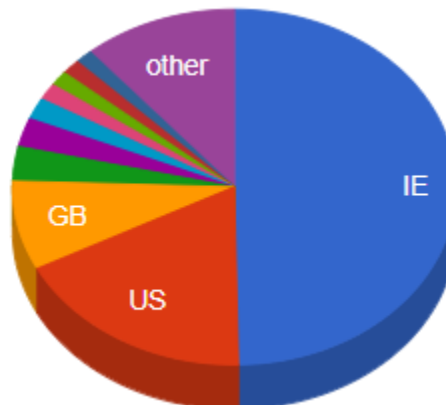
Files in This Item:

File	Description	Size	Format	
HOLOHAN_IHS_vol_38_no_151_may_2013.pdf		85.84 kB	Adobe PDF	Download

Title: Challenges to social order and Irish identity? Youth

Authors: Holohan, Carole

Permanent link: <http://hdl.handle.net/10197/4547>



Page view(s) 10
1,742
checked on Nov 10, 2019

Download(s) 10
1,181
checked on Nov 10, 2019

Google ScholarTM
Check

Alternative Metrics

Provide a narrative alongside the metrics

nature



Comment | Published: 01 February 2012

Public health

The toxic truth about sugar

Robert H. Lustig , Laura A. Schmidt & Claire D. Brindis


Nature **482**, 27–29(2012) | [Cite this article](#)

23k Accesses | **360** Citations | **1531** Altmetric | [Metrics](#)



[Click for more details](#)

Wide range of news sources from different countries → international impact



Açúcares naturais x açúcares adicionados: Como nosso corpo sabe a diferença?

MSN, 06 Sep 2019

Não é segredo que a dieta dos americanos contém açúcar adicionado em demasia, e isso não é nada bom – além do ganho de peso e...



Natural sugars vs. added sugars: Do our bodies know the difference?

MSN, 27 Aug 2019

It's no secret that the American diet is filled with way too much sugar, and it's not doing us any favors.



Your Body Knows When You're Eating Natural vs. Added Sugar. Here's How.

Yahoo!, 21 Aug 2019

It's no secret that the American diet is filled with, and it's not doing us any favors.



BBC - Future - Our pets: the key to the obesity epidemic

BBC News, 16 Jan 2019

Until last year, Boris would never turn down a pork chop. He loved it during the summer and loved a Sunday...



Here's How A Colorado Dentist Became Big Sugar's Worst Nightmare

Medical Health News, 26 Dec 2018

Ben Kothe and Kate Bubacz / BuzzFeed News The cardboard box looked unassuming, but as soon as Cristin Kearns opened it, she...



California gives new meaning to 'nanny state' regulations on kids' meals

Washington Examiner, 13 Sep 2018

It looks like California takes the term "nanny state" a bit too far to fight childhood obesity, a bill in...



Some Americans think marijuana is harmful. Way more say the same about sugar.

Mic, 18 Apr 2017

When it comes to consuming potentially harmful substances, it appears Americans would rather spark a joint than unwrap another...



Mein Leben ohne Zucker

Augsburger Allgemeine, 10 Apr 2017

Der süße Stoff macht glücklich und ist scheinbar überall. Macht Zucker noch Spaß? Joshena Dießenbacher hat den...



An Australian biotech has applied to patent the world's first low-GI sugar

Business Insider Australia, 09 Jan 2017

Holista CollTech, a Perth-based biotech, has filed a patent for the world's first low-GI sugar made out of all-natural...



Sugar is the 'alcohol of the child', yet we let it sit at the breakfast table | Robert Lustig

The Guardian, 04 Jan 2017

Breakfast is considered by most nutrition experts, including me, to be the most important meal of the day.

Journal metrics

- Can be a very broad (and very limited) indicator of a journal's general visibility
- Never use journal metrics to evaluate an individual researchers or an individual article
- There are many articles published in “high impact” journals that receive few or even no citations
- Check metrics like % of articles not cited as well as rankings
- Key: Ensure researchers do not use journal rankings or metrics to demonstrate their research impact

Responsible Metrics

- SF Declaration on Research Assessment (DORA):
<https://sfdora.org/>
- Don't use metrics in isolation
- Use a selection of metrics to provide a fuller, balanced picture
- Always provide context
- Ensure you understand the limitations of metrics – coverage, what they measure, what they don't etc.

Building & Developing a Service

- Identify opportunities to pilot/trial a service e.g. a funding application
- Identify a champion – an individual or a school
- Explore successes and challenges
- Consider how the service could be rolled out in a sustainable and scalable way

Levels of Service

Consider sustainability of the service model:

- Education and training to inform and empower users to support themselves
- One to one advice / consultations (be aware of potential for growth over time)
- Detailed and in-depth support for complex projects (may be time consuming)

Key Success Factors

- Understanding of the needs of researchers, and where measuring impact “fits”
- Collaboration with stakeholders – e.g. UCD Research Office, Liaison Librarian team
- Building relationships, trust and credibility with researchers
- Flexibility and ability to adapt to a rapidly changing environment

Key Skills

- Understanding and interpreting statistics
- Communication and relationship skills
- Ability to explain complex concepts clearly and in simple terms
- Training and delivering workshops
- Keeping up to date

Challenges

- Institutional and/or cultural factors e.g. rewards & incentives
- Researchers are time-poor
- Differences across disciplines
- Openly/freely available tools are limited
- Indicators have lots of limitations :-)

Questions?

libguides.ucd.ie/bibliometrics


michelle.dalton@ucd.ie

Michelle Dalton

Scholarly Communications Librarian

UCD Library

 @mishdalton

 orcid.org/0000-0001-5551-3565



Leabharlann UCD
UCD Library